

A

QUICK REFERENCE TO FINAL VALIDATION REPORTS

| | |
|--|---|
| FINAL VALIDATION REPORTS | 2 |
| PROVIDER (NH OR SB) FINAL VALIDATION REPORTS | 2 |
| SUBMITTER FINAL VALIDATION REPORTS | 6 |

FINAL VALIDATION REPORTS

Two types of Final Validation reports are available to MDS 3.0 providers in the CASPER Reporting application:

- **Provider (NH or SB) Final Validation Reports**

Unless certain severe errors occur during the processing of a submitted file, the Assessment Submission and Processing (ASAP) system automatically generates a *NH (or SB) Final Validation* report for MDS 3.0 providers.

- **Submitter Final Validation Reports**

For submission files that contain severe errors, the ASAP system is unable to generate a provider final validation report. You may identify these errors by requesting the *Submitter Final Validation* report. The ASAP system does not automatically generate this report.

Provider (NH or SB) Final Validation Reports

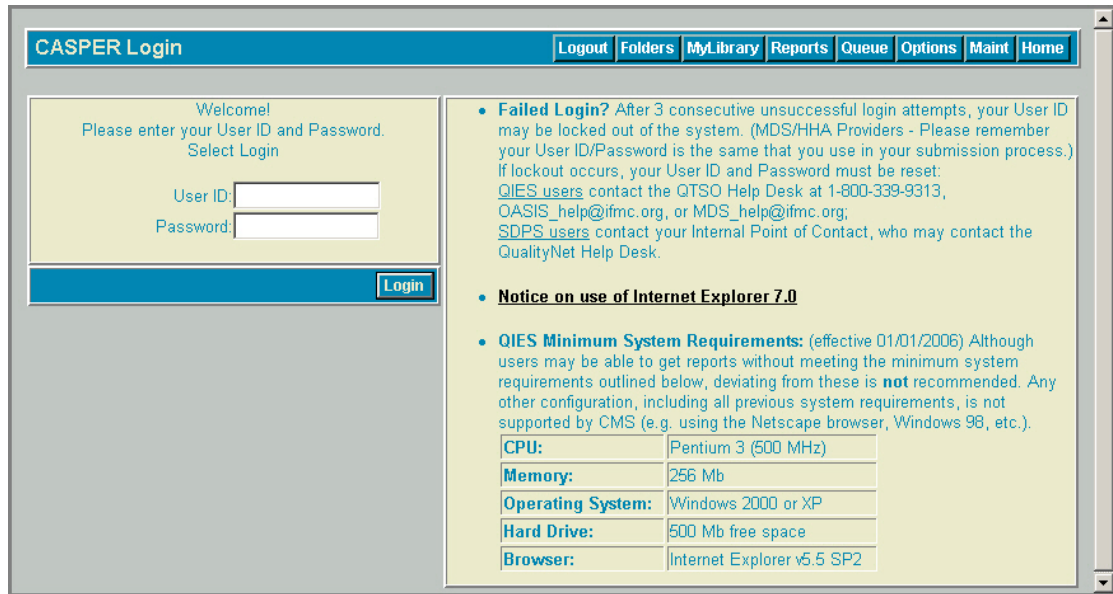
The following steps detail how to access and view the system-generated MDS 3.0 NH (or SB) Final Validation report in the CASPER Reporting application so that you may verify that all records of your submission file processed without error.

NOTE: A system-generated MDS 3.0 NH (or SB) Final Validation report is available only if the *Submission Status* is “Completed” and the *Total Record Count* is greater than zero (0). This information is available to you on the **List of My Submissions** (Submission Status) page of the MDS 3.0 File Submission system.

1. Log in to the CASPER Reporting application (Figure A-1) with your Individual User ID/Password. This is the same User ID/Password (MDSxxxxxxx or SWBxxxxxxx) with which you access the MDS 3.0 Submission system.

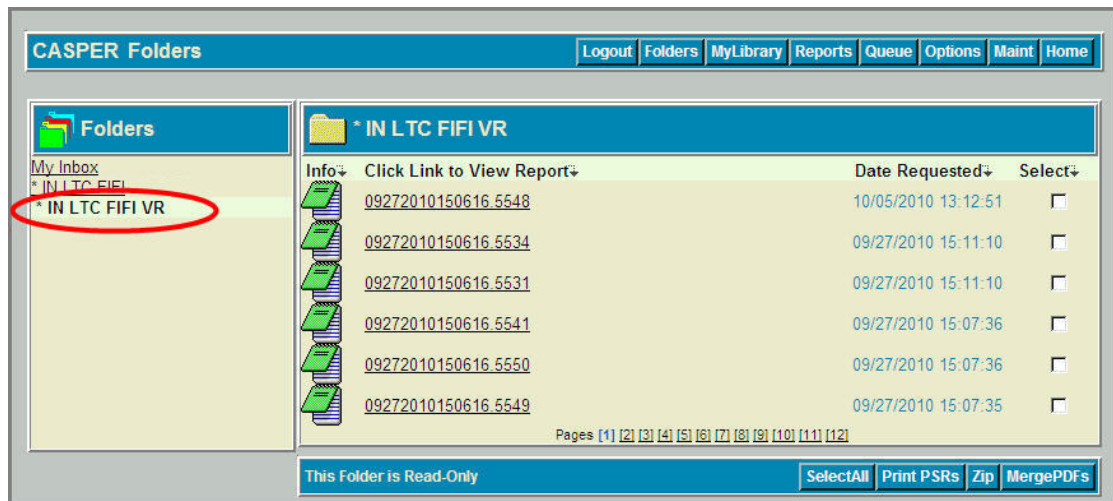
NOTE: If you log in with the old MDS 2.0 shared Facility ID, the shared VR folder containing the system-generated MDS 3.0 NH (or SB) Final Validation reports or the MDS 3.0 report categories is **not** available to you.

Figure A-1. CASPER Reporting Login Page



2. Select the **Folders** button located on the tool bar across the top of the page. The **CASPER Folders** page (Figure A-2) is presented. The folders available to you are listed in the *Folders* frame along the left-hand side of the page.

Figure A-2. CASPER Folders Page – Validation Report Folder



3. Locate and select the facility folder with the naming structure of:
 - ◆ **[State Code] LTC [Facility ID] VR** (for Nursing Homes)
 - Or
 - ◆ **[State Code] SB [Provider Internal Number] VR** (for Swing Bed Providers)

Where:

State Code = Your 2-character state code

LTC = Long Term Care facility

SB = Swing Bed hospital

Facility ID = State assigned nursing home facility ID used for submitting MDS 2.0 and MDS 3.0 records

Provider Internal Number = State-assigned swing bed hospital provider number used for submitting MDS 2.0 and MDS 3.0 records

VR = Validation Report

With the VR folder selected, the main body of the page lists the final validation reports that were system-generated and are available for you to view. The final validation report names are formatted as follows:

[Submission Date & Time].[Submission ID]

Each report name is a link with which you may open and view the contents of that report.

4. Select the report link that corresponds to the submission file you wish to verify. Figure A-3 depicts a fictional system-generated MDS 3.0 NH Final Validation report.

NOTE: The MDS 3.0 NH (or SB) Final Validation Report is not available in your facility's shared VR folder when a severe error is encountered during processing. Moreover, if the number of records processed on the MDS 3.0 NH (or SB) Final Validation Report differs from the number of records you submitted in the file, there were one or more records in the file that the ASAP system could not process. In both of these cases, you must request the **MDS 3.0 Submitter Final Validation** report to identify the issues with the records that were not processed.

Figure A-3. MDS 3.0 NH Final Validation Report

| CMS Submission Report MDS 3.0 NH Final Validation | | Page 1 of 21 |
|---|---|--------------|
| Submission Date/Time: | 06/17/2010 10:03:10 | |
| Processing Completion Date/Time: | 06/17/2010 13:13:34 | |
| Submission ID: | 4991 | |
| Submission File Status: | Completed | |
| State Code: | IN | |
| Facility ID: | FIFI | |
| Facility Name: | FIFI | |
| Submitter User ID: | [REDACTED] | |
| # of Records in Submission File: | 17 | |
| # Records Processed: | 17 | |
| # Production Records Accepted: | 16 | |
| # Production Records Rejected: | 1 | |
| # Production Duplicate Records: | 0 | |
| # Production Records Submitted Without Facility Authority: | 0 | |
| # Production Records Submitted But Not Allowed: | 0 | |
| # Test Records Passed: | 0 | |
| # Test Records Failed: | 0 | |
| Total # of Messages for Production Records: | 112 | |
| ----- | | |
| Record: 1 | Accepted | |
| Asmt_ID: 482227 | Name: MDSTEST05368, MDSTEST05368 | |
| Res_Int_ID: 15964374 | SSN: 960-13-9008 | |
| A0200: 1 | Target Date: 01/24/2008 | |
| A0310A: 99 A0310B: 99 | Production/Test Indicator: PRODUCTION | |
| A0310C: 0 A0310D: ^ | Attestation Date (X1100E): | |
| A0310E: 0 A0310F: 01 | Type of Transaction (X0100): NEW RECORD | |
| Item Subset Code: NT | Data Specs Version #: 1.00 | |
| XML File Name: | IN_FAC85870000_RES05368_000422384_A00_NT199990^01.xml | |
| MDS 3.0 Item(s): | A0100B, Current Value | |
| Invalid Data Submitted: | QBSBDOHAJMO1, 295714 | |
| Message Number: | -3695 WARNING | |
| Message: | Incorrect CCN: A0100B does not match the CMS Certification Number (CCN) in the QIES ASAP System database for the provider identified by the FAC ID in the file. | |
| MDS 3.0 Item(s): | A0100C, Current Value | |
| Invalid Data Submitted: | RPVDLTNJBPTJML, CMCAID | |
| Message Number: | -3806 WARNING | |
| Message: | The value submitted for A0100C (State Provider Number) will be compared with the value that is currently in the MDS Submission System database. If the values do not match, a warning will be issued. | |
| MDS 3.0 Item(s): | A0310F, Submission Date, A1600, X0100 | |
| Invalid Data Submitted: | 01, 20100617, 20080124, 1 | |
| Message Number: | -3789e WARNING | |
| Message: | Record Submitted Late: The submission date was more than 14 days after A1600 on this new (X0100 equals 1) entry tracking record (A0310F equals 01). | |
| This report may contain privacy protected data and should not be released to the public. | | |

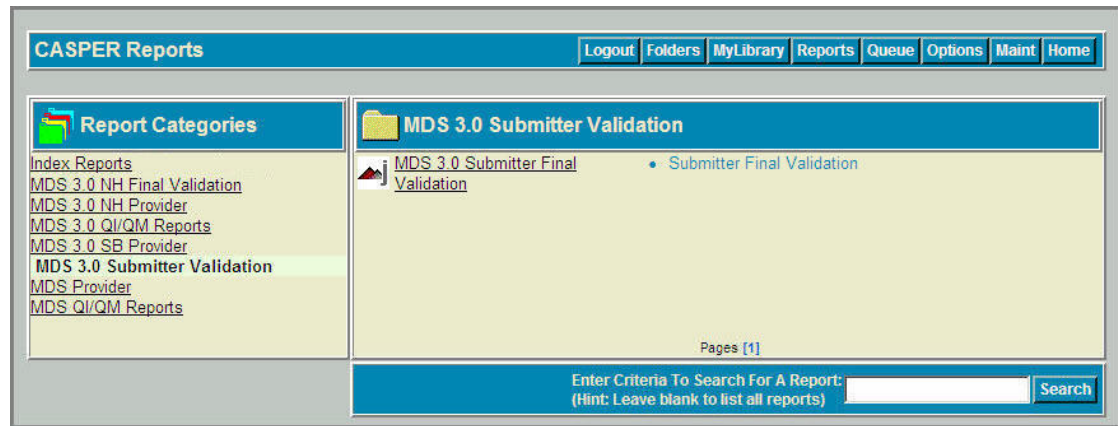
NOTE: For more information about the MDS 3.0 Final Validation reports that are available to nursing homes and swing bed hospitals, refer to the *MDS 3.0 NH Final Validation Report (Section 7)* or *MDS 3.0 SB Final Validation Report (Section 9)* of the *CASPER Reporting User's Guide for MDS Providers*. This guide is available on the **MDS 3.0 Welcome** page.

Submitter Final Validation Reports

In the event that the ASAP system was, due to severe errors, unable to process one or more records of a file you submitted, you must request an MDS 3.0 Submitter Final Validation report in the CASPER Reporting application. The following steps detail how to request and view the MDS 3.0 Submitter Final Validation so that you may identify and then correct the errors that were encountered in one or more records of your submission file.

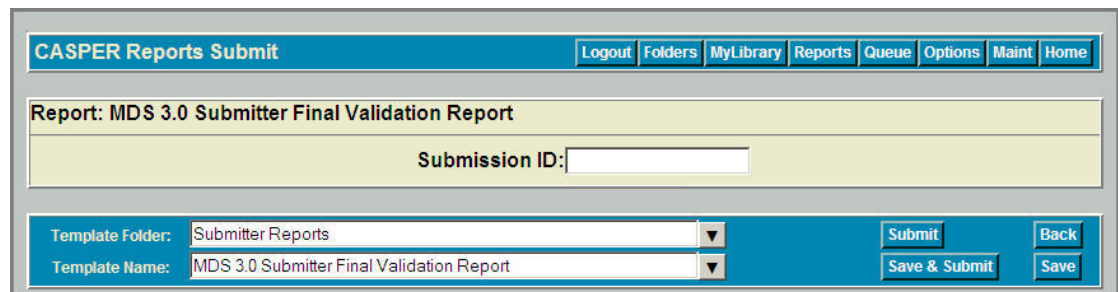
1. If you are not already logged in to the CASPER Reporting application, log in with your Individual User ID/Password (Figure A-1, above).
2. Select the **Reports** button. The **CASPER Reports** page (Figure A-4) is presented.

Figure A-4. CASPER Reports Page – MDS 3.0 Submitter Validation



3. Select the MDS 3.0 Submitter Validation report category link from the *Report Categories* frame along the left side of the page. A link to the MDS 3.0 Submitter Final Validation report displays to the right in the main body of the page.
4. Select the MDS 3.0 Submitter Final Validation report link. The **CASPER Reports Submit** page (Figure A-5) is presented so that you may specify the submission ID for which you wish to request a report.

Figure A-5. CASPER Reports Submit – MDS 3.0 Submitter Final Validation Report



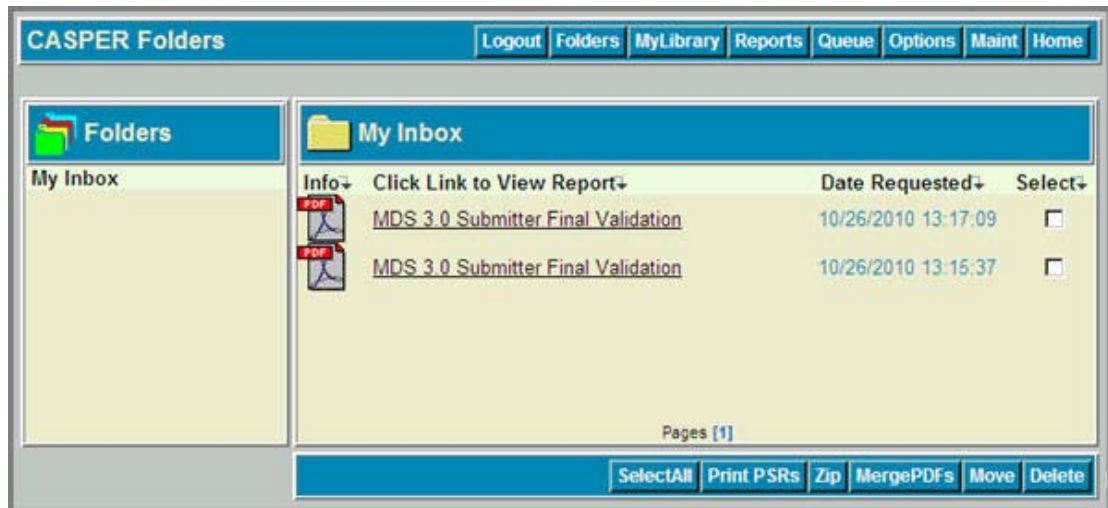
5. Enter the desired submission ID in the *Submission ID* field and select the **Submit** button. Your report request is submitted to the queue and then processed.

NOTE: You may only request the MDS 3.0 Submitter Validation report for files that were submitted with **your** Individual MDS User ID (MDSxxxxxxx). You cannot request the MDS 3.0 Submitter Final Validation Report if you did not submit the file.

When completed, the MDS 3.0 Submitter Validation Report you requested is placed in your *My Inbox* folder in the CASPER Reporting Application.

6. To view the contents of your *My Inbox* folder, select the **Folders** button located on the tool bar across the top of the page. The **CASPER Folders** page (Figure A-2, above) is presented. The folders available to you, including the *My Inbox* folder, are listed along the left-hand side of the page.
7. Select the [My Inbox](#) link. The main body of the **CASPER Folders** page (Figure A-6) lists the reports that are available in your *My Inbox* folder.

Figure A-6. CASPER Folders Page – My Inbox



Each report name is a link with which you may open and view the contents of that report. The *Date Requested* listed for each report is the date and time that you submitted the report request.

NOTE: If you hover your mouse pointer over the icon to the left of a report name, the submission ID for which that report was run displays briefly.

8. Select the report name link of the report you wish to view and/or print.
Figure A-7 depicts a fictional MDS 3.0 Submitter Final Validation report.

Figure A-7. MDS 3.0 Submitter Final Validation Report

| CMS Submission Report MDS 3.0 Submitter Final Validation | | Page 1 of 2 |
|---|---|-------------|
| Submission Date/Time: | 06/02/2010 14:08:06 | |
| Processing Completion Date/Time: | 06/02/2010 14:17:32 | |
| Submission ID: | 6 | |
| Submission File Status: | Completed | |
| Submitter User ID: | [REDACTED] | |
| # of Records in Submission File: | 1 | |
| # Invalid Records: | 0 | |
| # Records Processed: | 1 | |
| # Production Records Accepted: | 1 | |
| # Production Records Rejected: | 0 | |
| # Production Duplicate Records: | 0 | |
| # Production Records Submitted Without Facility Authority: | 0 | |
| # Production Records Submitted But Not Allowed: | 0 | |
| # Test Records Passed: | 0 | |
| # Test Records Failed: | 0 | |
| Total # of Messages for Production Records: | 4 | |
| ----- | | |
| Record: 1 | Accepted | |
| State Code: IN | Asmt_ID: 24 | |
| Facility or Hospital ID: 000300 | Res_Int_ID: 17154485 | |
| Facility or Hospital Name: TEST PROVIDER | Name: MDSTEST03302, MDSTEST03302 | |
| | SSN: 922-42-0288 | |
| XML File Name: NV_FAC1337650_RES03302_000410162_A00_NT19999 0*01.xml | Target Date: 01/07/2009 | |
| | Effective Date: 01/07/2009 | |
| A0200: 1 | Attestation Date (X1100E): | |
| A0310A: 99 A0310B: 99 | Type of Transaction (X0100): NEW RECORD | |
| A0310C: 0 A0310D: ^ | Production/Test Indicator: PRODUCTION | |
| A0310E: 0 A0310F: 01 | | |
| Item Subset Code: NT | | |
| Data Spec Version #: 1.00 | | |
| MDS 3.0 Item(s): | A0100B, Current Value | |
| Invalid Data Submitted: | XE6EOK3MRU11, 155539 | |
| Message Number: | -3695 WARNING | |
| Message: | Incorrect CCN: A0100B does not match the CMS Certification Number (CCN) in the QIES ASAP System database for the provider identified by the FAC ID in the file. | |
| MDS 3.0 Item(s): | A0100C, Current Value | |
| Invalid Data Submitted: | AYNCSFKK4OLL0HV, 100287340 | |
| Message Number: | -3806 WARNING | |
| Message: | Inconsistent A0100C: The value submitted for A0100C (State Provider Number) does not match the State Provider Number in the QIES ASAP System for the provider identified by the FAC_ID in the file. | |
| MDS 3.0 Item(s): | A0310F, Submission Date, A1600, X0100 | |
| Invalid Data Submitted: | 01, 20100602, 20090107, 1 | |
| Message Number: | -3789e WARNING | |
| Message: | Record Submitted Late: The submission date is more than 14 days after A1600 on this new (X0100 equals 1) entry tracking record (A0310F equals 01). | |
| This report may contain privacy protected data and should not be released to the public. | | |

NOTE: For more information about the MDS 3.0 Submitter Final Validation report that is available to nursing homes and swing bed hospitals, refer to the *MDS 3.0 Submitter Final Validation Report, Section 10, of the CASPER Reporting User's Guide for MDS Providers*. This guide is available on the **MDS 3.0 Welcome** page.